Multiple District 5

As of October 2026 Cumulative

Year	New Clubs	Dropped Clubs	Gain/ Loss Clubs	New Members	Charter Members	Reinstate Members	Transfer Members	Total Member Added	Total Members Dropped	Gain/ Loss Members
2022-2023	2	9	-7	460	78	63	38	639	728	-89
2023-2024	5	1	4	569	128	25	24	746	583	163
2024-2025	4	8	-4	540	86	28	17	671	835	-164
2025-2026	2	4	-2	534	49	60	22	665	785	-120
2026-2027	0	1	-1	173	0	17	6	196	182	14
Average	**3**	**5**	**-2**	**455**	**68**	**39**	**21**	**583**	**623**	**-39**

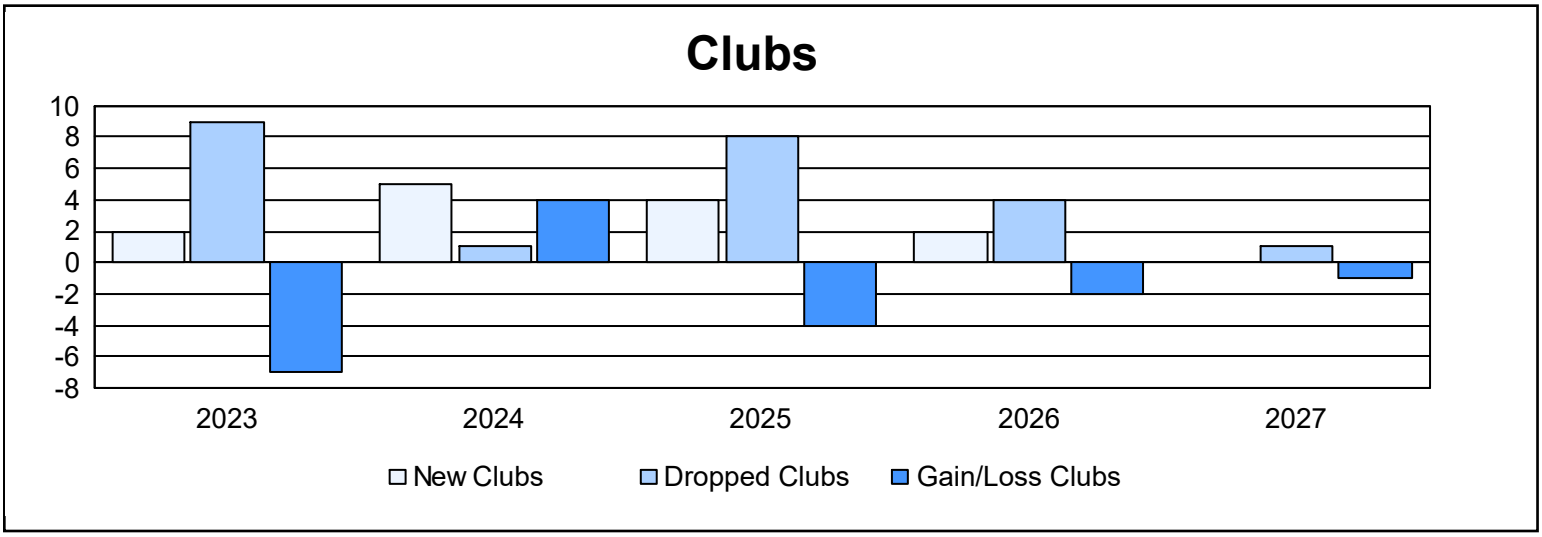

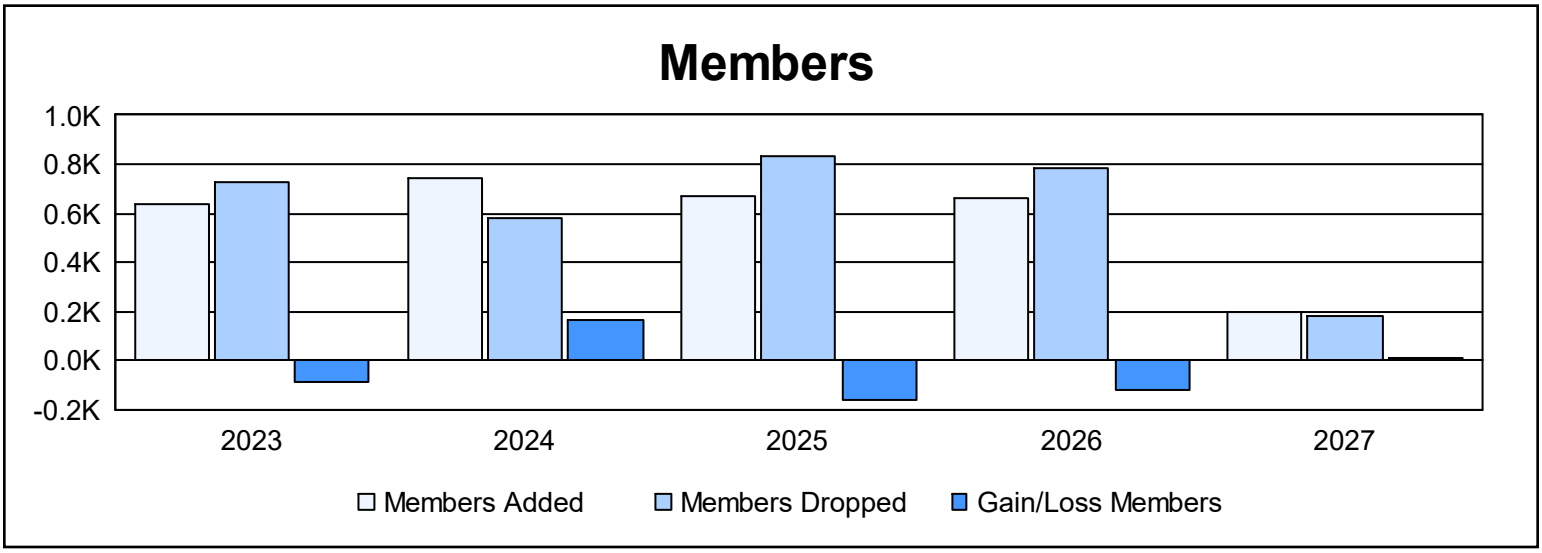

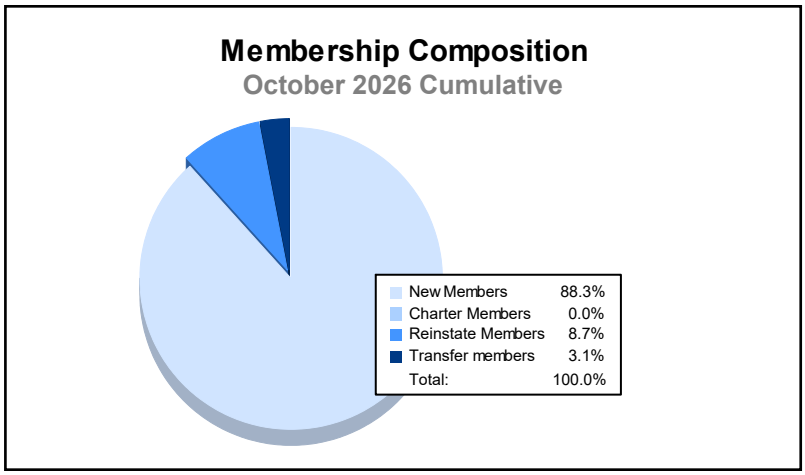
Membership Composition
October 2026 Cumulative
New Members 88.3%
Charter Members 0.0%
Reinstate Members 8.7%
Transfer members 3.1%
Total: 100.0%

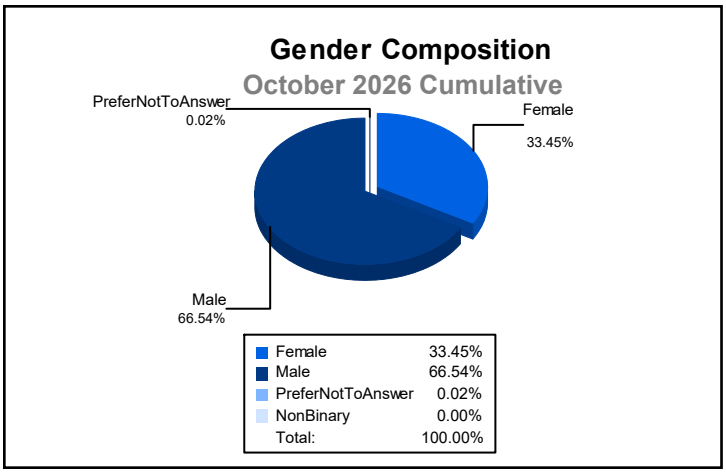
Gender Composition
October 2026 Cumulative
PreferNotToAnswer
0.02%
Female
33.45%
Male
66.54%
Female 33.45%
Male 66.54%
PreferNotToAnswer 0.02%
NonBinary 0.00%
Total: 100.00%